

A SELF-CONFIGURING MIDDLEWARE FOR MANAGING CONTEXT AWARENESS

Ionut Anghel, Tudor Cioara, Ioan Salomie, Mihaela Dinsoreanu, Anca Rarau

Computer Science Department, Technical University of Cluj-Napoca, 15 Daicoviciu Street, Cluj-Napoca, Romania
{ionut.anghel, tudor.cioara, ioan.salomie, mihaela.dinsoreanu, anca.rarau}@cs.utcluj.ro

Keywords: Pervasive Systems , Self-Configuring, Middleware, Context Awareness, Autonomic Computing

Abstract: This paper introduces a self-configuring middleware that manages the context information acquisition and representation processes targeting the development of context aware applications. The context information is represented using three sets: context resources, actors and policies. The context model management infrastructure is constructed using BDI (Believe Desire Intentions) agents that generate and administrate the context model artefacts at run time. The self – configuring property is enforced by monitoring the real world context in order to detect context variations or conditions for which the context artefacts must be updated. The advantage of our approach is the transparency of the context management processes for the pervasive application developers, allowing them to focus on the application desired functionality. The middleware was tested and validated within the premises of our Distributed Systems Research Laboratory.

1 INTRODUCTION AND RELATED WORK

An important challenge in developing context aware applications is the dynamic nature of their execution environment which makes the process of context information acquisition and representation extremely difficult to manage. During the context information acquisition process, the sources of context information (e.g. sensors) can fail or new context information sources may be identified. The context acquisition and representation processes need to be reliable and fault tolerant. For example, a pervasive application cannot wait indefinitely for an answer from a temporary unavailable context resource. On the other hand, many times the payoff for not taking into consideration the new available context resources can be very high. To provide an efficient context information management, it is necessary to introduce some degree of autonomy for the context acquisition and representation processes.

Another important challenge in the context aware application development is to assign the context management responsibility. Current approaches put the pervasive system developers in charge with the context management process which makes developing a pervasive system extremely complicate. Our vision is that a third party context management infrastructure must deal with processes

like context information acquisition and representation.

This paper introduces a pervasive self-configuring middleware that uses a context management infrastructure to gather context information from sensors and generate a run-time context representation. As a consequence, the context management processes are transparent for the context aware application developers, allowing them to concentrate on designing and implementing the application desired functionality. Also, the middleware supports dynamic configuration of the context elements used by the pervasive application.

In order to achieve our goal we have identified three major problems: (i) context representation, (ii) context management and (iii) automatic discovery and setup the new context resources. In the following we discuss the state of research for each problem.

For *context representation*, generic models for accurately describing the real context in a programmatic way are proposed. In (Rarau, 2006), the concept of *multi-faceted entity* is defined and used to model the set of context properties. A facet represents the effective values of context properties to which the context sensitive application has access. The main drawback of this approach is the lack of semantic information encapsulated in the facet concept. As a result, inferring new context related knowledge is difficult. An original approach to the

context modelling problem is the use of parametric state machines for representing a context aware system (Chen, 2006). The context is modelled using context functions that modify the context aware system's state. The complexity of a real system's associated parametric state machine, in terms of the number of states and transitions, is the main disadvantage of this approach. The use of ontologies is a new context modelling direction. The context properties are represented as ontological concepts during design time and instantiated with run-time sensor captured values (Feruzan Ay, 2007), (Lee, 2007). The main disadvantage of this approach is the high degree of inflexibility determined by the human intervention in the context representation phase.

For the *context management* the researches concentrate on developing techniques for keeping the context representation consistent with the real context. In (Bellavista, 2006), models for capturing and updating the context information based on the information type are proposed. Fournier defines reusable components for updating the context specific data (Fournier, 2006). These components provide stable communication channels for capturing and controlling context specific data. In (Spanoudakis, 2007), the authors propose the development of context guided behavioural models, which allow context aware applications to detect only those context data variations that lead to the modification of their behaviour.

For the *automatic discovery and setup* of new context resources self-configuring management systems that can automatically discover and react to the new identified context resources are proposed (Bahati, 2006). A context adaptive platform based on the closed loop control principle for managing the context representation is proposed in (Cremene, 2007). The novelty of this proposal consists in defining and using the concept of application-context description to represent context related system knowledge. The description is frequently updated and used for automatic reconfiguring and taking adapting decisions.

The main contribution of our approach is the definition of a self-configuring middleware targeting the development of context aware applications. The fundamental element of this middleware is the context model which represents the context information using three sets: context resources, actors and policies. The context model management infrastructure is implemented by using BDI agents (Rao, 1995) that generate and administrate the context model artefacts at run time. The middleware self-configuring feature is implemented by monitoring and evaluating the environment changes in order to keep the context artefacts updated. The proposed middleware is tested and validated using

our laboratory, Distributed Systems Research Laboratory (DSRL), as a smart space infrastructure.

The rest of the paper is organized as follows: in Section 2, the middleware architecture is presented; Section 3 presents the self-configuring enhanced middleware; Section 4 shows how the middleware is used to manage the context representation of an intelligent laboratory environment while Section 5 concludes the paper and shows the future work.

2 A PERVASIVE MIDDLEWARE

The pervasive middleware architecture defines three main layers (Figure 1): the acquisition layer that captures the context information from real world contexts, the context model layer which represents the context information in a machine interpretable way and the context model management infrastructure layer.

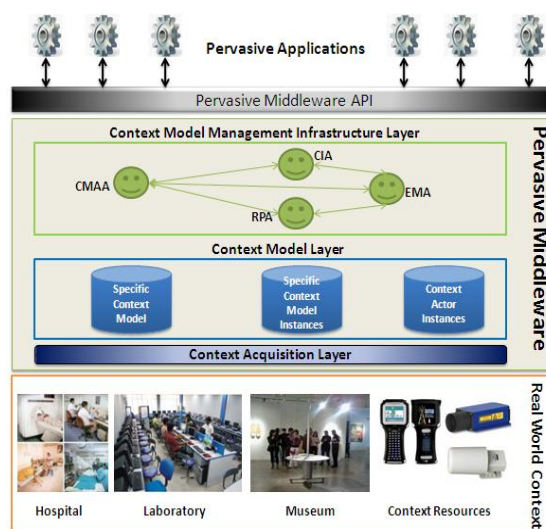


Figure 1: The Pervasive Middleware Conceptual Architecture

In the following we detail each of the three middleware architectural layers.

2.1 The context acquisition layer

The context information acquisition layer design takes into consideration the following aspects: (i) the sensor information retrieval mechanism and (ii) the visibility of the sensor information to middleware upper layers. From the middleware perspective we have defined both push

and pull types of sensor information retrieval mechanisms. The push mechanism uses event listeners gather the context information from sensors while the pull mechanism uses a query based approach which allows the context information to be provided on demand. To make sensor information visible, in an independent manner, to the upper layers, we used the web services technology. Each sensor has an attached web service through which it's values are exposed. The context information retrieval process is shown in Figure 2.

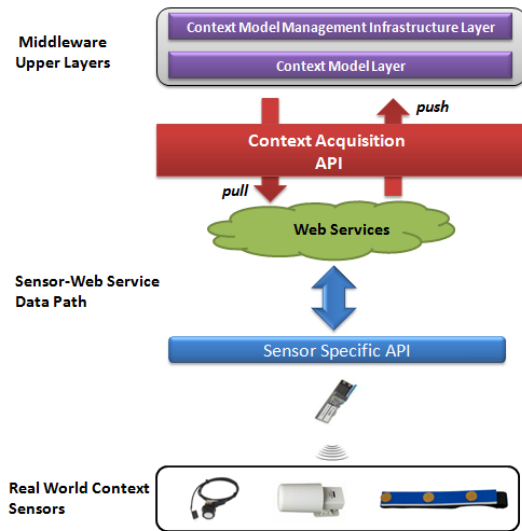


Figure 2: The context information retrieval flow

The structure of the Context Acquisition API is presented in Figure 3. The communication between a sensor attached web service and the Context Acquisition API is managed by the *WSClient* class. It provides methods that: (i) build a SOAP request, (ii) send the request to the web service and (iii) wait for the sensor value response.

The *pull* information retrieval mechanism is implemented in the *SensorTools* class by defining a method that queries a specific web service to obtain the sensor value. For the *push* mechanism, the Observer design pattern is used. A *SensorWSReader* instance must be created first by specifying the URL of the web service and the time interval at which the sensor data will be updated. The *SensorWSReader* instance also contains a list of listeners that are notified when a sensor value has changed. The listeners are created from the middleware upper layers by extending the *AbstractSensorListener* abstract class. To verify the sensor value, separate threads that continuously send requests to the web service are created using the *WSReaderThread*.

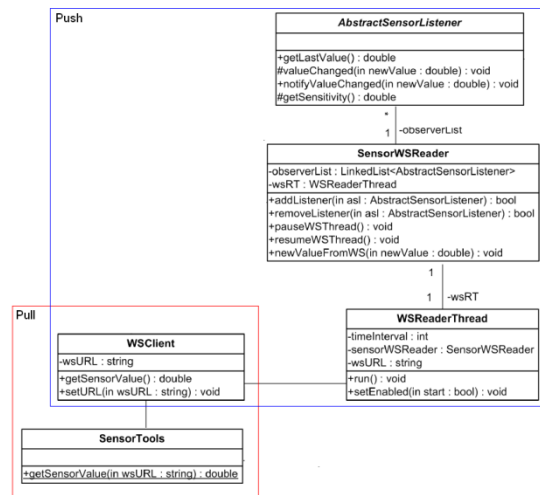


Figure 3: The Context Acquisition API class diagram

2.2 The context model layer

To represent a real world context in an programmatic manner (readable for the pervasive application build on top of the middleware) the RAP context model (Author paper reference) is used. In this model the context is defined as a triple: $C = \langle R, A, P \rangle$ where R is the set of context resources that generates and / or processes context information, A is the set of actors which interact with context resources in order to satisfy their needs and P is the set of real world context related policies. The set of context resources R is split in two disjunctive subsets: (i) the set of context resources attached to the real world context environment R_E and (ii) the set of context resources attached to the actors R_A .

In order to provide an accurate representation of the real world context, the following context representation artefacts are defined (see Figure 4): *specific context model*, *specific context model instance* and *context – actor instance*.

The **specific context model** $C_S = \langle R_S, A_S, P_S \rangle$ is obtained by mapping the context model onto different real contexts and populating the sets with real context specific elements.

A **specific context model instance** $C_{SI} = \langle R_{SI}, A_{SI}, P_{SI} \rangle$ contains the set of context resources with which the middleware interacts, together with their values in a specific moment of time t . The specific context model represents the context situation to which a pervasive application build onto the middleware must adapt.

The **context – actor instance** $CI_a^t = \langle R_a^t, a, P^t \rangle$ contains the set of context resources with the actor can interact, together with their values in a specific moment of time t . A context – actor

instance represents the projection of the specific context model instance onto a certain actor.

Beside the above presented set representation the RAP model offers an ontological representation of the context model artefacts which allows for learning and reasoning in order to obtain high-level context information. The relationships between the context model elements are represented in a general purpose context ontology core.

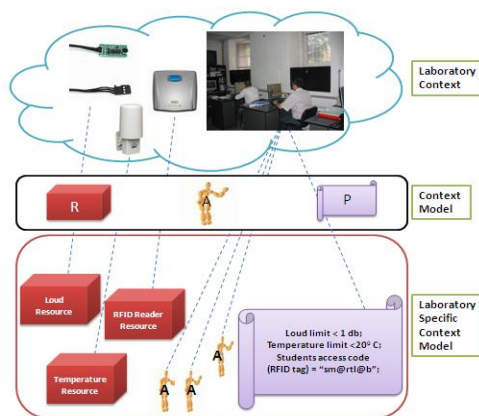


Figure 4: The RAP context model

The specific context model concepts are represented as sub trees of the core ontology by using *is-a* type relation. The context situation or the context instance is represented by the core ontology together with the specific context model concepts and their instances in a specific moment of time.

The two ways of representing the context (set based and ontology based) are equivalent and need to be kept synchronized. The set based context model is used to evaluate the conditions under which the context management agents should execute self* processes in order to enforce the autonomic properties at the middleware level (self-configuring, self-healing, self-optimizing and self-protection). The ontology based model will be used by the context aware applications for reasoning and learning purposes.

2.3 The context model management infrastructure layer

The context model management infrastructure layer is based on four types of intelligent, cooperative BDI type agents (Salomie, 2008): *Context Model Administering Agents*, *Context Interpreting Agents*, *Request Processing Agents* and *Execution and Monitoring Agents*.

The **Context Model Administering Agent (CMAA)** is the specific context model manager. Its

main goal is the synchronization of the context model specific artefacts with the system execution environment. This agent is also responsible for negotiating processes that take place when an actor or resource is joining the context.

The **Context Interpreting Agent (CIA)** semantically evaluates the information of a context instance and tries to find the context instance “meaning” for the pervasive application.

The **Request Processing Agent (RPA)** processes the actor requests. This agent identifies and generates the action plans that must be executed for serving an incoming request. The RPA agent uses the specific context model instance to identify the proper plan to be executed by the Execution and Monitoring Agent or for generating a new plan.

The **Execution and Monitoring Agent (EMA)** processes the plans received from the RPA agent and executes every plan action using the available services. After mapping action plans onto services, a plan orchestration – smart workflow which can be executed using transactional principles is obtained.

The context management infrastructure agents are implemented using the Java Agent Development Framework platform (Jade). When the middleware is deployed, CMAA is the first running agent. It instantiates the CIA, RPA and EMA context management agents and sends them the real world context representation.

3 ENHANCING THE MIDDLEWARE WITH SELF-CONFIGURING CAPABILITIES

The context acquisition and representation processes implemented by the middleware need to be reliable and fault tolerant because during run-time the context resources can fail or new resources may be identified. As a consequence, the context representation constructed by the middleware needs to accurately reflect the real world context. In order to provide an efficient context information management, we enhanced the middleware with self-configuring properties, thus allowing for dynamic configuration of the context artefacts.

The self – configuring property is enforced by monitoring the real world context in order to detect context variations or conditions for which the context artefacts must be updated. We have identified three causes that generate context variation: (1) adding or removing context elements (resources, actors, policies) to/from the real world context, (2) actors’ mobility within the real world context and (3) changes of the resources property

values (mainly due to changing the sensors' captured values). In the following sections we discuss each of these context variation causes targeting to determine (i) the context variation degree and (ii) the starting condition of the self-configuring process.

3.1 Context variation generated by adding or removing context elements

During the context information acquisition process, the sources of context information can fail or randomly leave / join the context. These changes generate a context variation are detected by the acquisition layer and sent to the Context Model Administration Agent which creates a new specific context model adapted to the new real world context. Next, we evaluate the context variation degree generated by context resources ΔR , context policies ΔP and context actors ΔA in relationship with a set of associated thresholds T_R , T_P , and T_A respectively.

The context resources set variation is generated by adding or removing a context resource r (sensor or actuator) to / from the pervasive application execution environment. The context resource set variation is calculated using the set difference operation applied in two consecutive moments of time: t and, $t+1$ where $t+1$ represent the moment when the resource r became available. The same reasoning can be applied when the resource r fails or becomes unavailable:

$$\Delta R = \{R_E^{t+1} \setminus R_E^t\} \cup \{R_E^t \setminus R_E^{t+1}\} \quad (1)$$

In relation (1) $R_E^{t+1} \setminus R_E^t$ contains the set of context resources that become available and $R_E^t \setminus R_E^{t+1}$ contains the set of context resources that become unavailable. If $\text{Card}(\Delta R) \geq T_R$ a new specific context model is generated by adding or removing the context resources contained in ΔR .

The variation of the policy set is generated by adding, removing or updating an execution environment policy. The updating operation is always achieved by removing the old context policy followed by adding a new one. Using the same assumptions and conclusions as for context resources, the policy set variation is:

$$\Delta P = \{P^{t+1} \setminus P^t\} \cup \{P^t \setminus P^{t+1}\} \quad (2)$$

The variation of the actors set is generated by the actors that enter or leave the pervasive application execution context. Each context actor has an attached context resources set during its context interactions. In a given context, an actor is characterized by a large number of actor-context interaction patterns, but only two of these patterns

determine a variation of the actor context resources set R_A : (i) the actor enters the context and (ii) the actor leaves the context. The actors related context variation is:

$$\Delta A = \{A^{t+1} \setminus A^t\} \cup \{A^t \setminus A^{t+1}\} \cup \{R_A^t \setminus R_A^{t+1}\} \cup \{R_A^{t+1} \setminus R_A^t\} \quad (3)$$

Overall, the real world context variation ΔENV is given by the union of all context elements' variation as shown below:

$$\begin{aligned} \Delta ENV &= \Delta R \cup \Delta A \cup \Delta P \\ \text{Card}(\Delta ENV) &= \text{Card}(\Delta R) + \text{Card}(\Delta A) + \text{Card}(\Delta P) \end{aligned} \quad (4)$$

The self-configuring threshold is defined as:

$$T_{\text{Self-Configuring}} = \min(T_R, T_A, T_P) \quad (5)$$

The CMMA agent should start the execution of the self-configuring process and generate a new specific context model when $\text{Card}(\Delta ENV) \geq T_{\text{Self-Configuring}}$.

3.2 Context variation generated by actors mobility

Due to their mobility, the actors are changing their environment location and implicitly the set of resources with which they interact. The Context Model Administration Agent (CMAA) identifies this variation and generates (i) a new context – actor instance and (ii) a new specific context model instance.

In order to evaluate the context variation generated by actors' mobility we use the isotropic context space concept, defined in (Author paper reference). A context space is isotropic if and only if the set of real world context resources is invariant to the actors' movement. Usually, a context space is non-isotropic, but it can be split into a set of disjunctive isotropic context sub-space volumes in which the isotropy degree variation is the empty set. Such a volume is called context granule. For a given moment of time, an actor can be physically located in a single context granule. As a result, the space isotropy variation ΔIZ is non-zero only when an actor a moves between two context granules. The isotropy variation for a context actor is computed as:

$$\Delta IZ_a = \{R_{CG}^{t+1} \setminus R_{CG}^t\} \cup \{R_{CG}^t \setminus R_{CG}^{t+1}\} \quad (6)$$

The CMMA agent continuously monitors the actors' movement in the real world context and periodically evaluates the space isotropy variation. If for an actor, the space isotropy variation is a non empty set, then the self-configuring process executed by the

CMMA agent generates a new context – actor instance. It actually represents the specific context model instance projection onto a certain actor:

$$CI_a^{t+1} = \langle R_a^{t+1}, a, P^{t+1} \rangle, R_a^{t+1} = R_{CG}^{t+1} \quad (7)$$

The context variation generated by all actors' mobility in a context space is given by:

$$\Delta CAM = \bigcup_{a \in A} \Delta IZ_a \quad (8)$$

3.3 Context variation generated by changes of resources property values

A context resource is a physical or virtual entity which generates and / or processes context information. The resource properties, $\mathbf{K}(\mathbf{r})$, specify the set of relevant context information that a resource can provide. For example, the set of context properties for a Hot&Humidity sensor is $\mathbf{K}(\text{Hot\&Humidity}) = \{\text{Temperature, Humidity}\}$.

In order to evaluate the context variation generated by the changes in the resource property values, we define a function \mathbf{K}_{val} that associates the resource property to its value:

$$\mathbf{K}_{val}(\mathbf{R}) = \{(k_1, val_1), \dots, (k_n, val_n)\} \\ \text{with } k_1, \dots, k_n \in \mathbf{K} \quad (9)$$

If the values captured by the Hot&Humidity sensor in a moment of time are for temperature 5 degree Celsius and for humidity 60%, then $\mathbf{K}_{val}(\text{Hot\&HumiditySensor}) = \{(\text{Temperature}, 5), (\text{Humidity}, 60\%)\}$.

CMMA agent calculates the context variation generated by changes of resource properties' values ΔRPV as presented below.

$$\Delta RPV = \mathbf{K}_{val}(\mathbf{R}^{t+1}) - \mathbf{K}_{val}(\mathbf{R}^t) = \\ \{(k_1, val_1^{t+1} - val_1^t), \dots, (k_n, val_n^{t+1} - val_n^t)\} \quad (10)$$

As a result, a new specific context model instance should be created when $\text{Card}(\Delta RPV) \geq 0$.

3.4 The self-configuring algorithm

The self-configuring algorithm is executed by CMMA in order to keep the context model artefacts synchronized with the real context (Figure 5). The Context Model Administering Agent features ticker based behaviour by periodically evaluating the context changes. When a significant context variation is determined, the context model artefacts are updated using the updateOntology (owlModel, newContextElements) method.

```

Algorithm CMAA_Self_Configuring
input: (1) new real world context elements:  $\mathbf{R}^n, \mathbf{A}^n, \mathbf{P}^n$ 
        (2) thresholds for context elements variation:
             $\mathbf{T}_R, \mathbf{T}_A, \mathbf{T}_P$ 
output: new context artifacts  $\mathbf{C}_S^n, \mathbf{CI}_a^n, \mathbf{C}_{SI}^n$ 
resources: current context artifacts set representation
             $\mathbf{C}_S, \mathbf{CI}_a, \mathbf{C}_{SI}$ , current context artifacts ontology as
            owlModel
begin
    // CMAA evaluates the context variation
     $\Delta R = \{R_E^n \setminus R_E\} \cup \{R_E \setminus R_E^n\}$ 
     $\Delta A = \{A^n \setminus A_S\} \cup \{A_S \setminus A^n\} \cup \{R_A^n \setminus R_A\} \cup \{R_A \setminus R_A^n\}$ 
     $\Delta P = \{P^n \setminus P_S\} \cup \{P^n \setminus P_S\}$ 
     $\Delta CAM = \bigcup_{a \in A} \Delta IZ_a$ 
     $\Delta RPV = \mathbf{K}_{val}(\mathbf{R}^n) - \mathbf{K}_{val}(\mathbf{R})$ 

     $T_{Self-Conf} = \min(\mathbf{T}_R, \mathbf{T}_A, \mathbf{T}_P)$ 
    if ( $\text{Card}(\Delta ENV) \geq T_{Self-Conf}$ )
        begin
            // CMAA tries to create a new specific context model
            if ( $\text{Card}(\Delta R) \geq \mathbf{T}_R$ )
                if ( $R_S \cap \Delta R = \emptyset$ )
                     $C_S^n = C_S + \Delta R = (R_S, A_S, P_S) + \Delta R = (R_S \cup \Delta R, A_S, P_S)$ 
                else  $C_S^n = C_S - \Delta R = (R_S, A_S, P_S) - \Delta R = (R_S \setminus \Delta R, A_S, P_S)$ 
            if ( $\text{Card}(\Delta A) \geq \mathbf{T}_A$ )
                if ( $A_S \cap \Delta A = 0$ )
                     $C_S^n = C_S + \Delta A = (R_S, A_S, P_S) + \Delta A = (R_S, A_S \cup \Delta A, P_S)$ 
                else  $C_S^n = C_S - \Delta A = (R_S, A_S, P_S) - \Delta A = (R_S, A_S \setminus \Delta A, P_S)$ 
            if ( $\text{Card}(\Delta P) \geq \mathbf{T}_P$ )
                if ( $P_S \cap \Delta P = 0$ )
                     $C_S^n = C_S + \Delta P = (R_S, A_S, P_S) + \Delta P = (R_S, A_S, P_S \cup \Delta P)$ 
                else  $C_S^n = C_S - \Delta P = (R_S, A_S, P_S) - \Delta P = (R_S, A_S, P_S \setminus \Delta P)$ 
            end
        else
            begin
                // CMAA tries to create a new context-actor instance
                 $T_{Self-Conf} = 0$ 
                if ( $\text{Card}(\Delta CAM) > T_{Self-Conf}$ )
                    foreach  $a \in A$  if ( $\Delta IZ_a \neq 0$ )  $CI_a^n = \langle R_a, a, P \rangle$ 
                else
                    // CMAA tries to create a new specific context model
                    // instance
                    if ( $\text{Card}(\Delta RPV) > T_{Self-Conf}$ )  $C_{SI}^n = \langle R_a, a, P \rangle$ 
                end
                updateOntology (owlModel,  $\Delta R \cup \Delta A \cup \Delta P$ )
            end
    end

```

Figure 5: The CMAA self-configuring algorithm

4 CASE STUDY – MANAGING A SMART LABORATORY SPACE

For the case study we have used a real world context represented by our Distributed System Research Laboratory. In the laboratory the students

are marked using RFID tags and identified using a RFID reader. The students interact with the smart laboratory by means of wireless capable PDAs on which different laboratory provided services are executed (submit homework service, lesson hints services, print services, information retrieval services, etc.). A sensor network captures information regarding students' location or orientation and also ambient information like the temperature or humidity. In the laboratory, a set of policies like "the ambient temperature should be 22 degrees Celsius" or "the loud upper limit is 80 dB" should be respected.

The DSRL infrastructure contains a set of sensors through which the real context information is collected: two Hot&Humidity sensors that capture the air humidity and the temperature, four Orient sensors placed in the four corners of the laboratory that measure the orientation on a single axis, one Loud sensor that detects sound loudness level and one Far Reach sensor that measures distances (Figure 6). The sensors are connected using a Wi-microSystem wireless network produced by Infusion Systems (IS Ltd.). The middleware is deployed on an IBM Blade-based technology Server Center. The IBM Blade technology was chosen because its maintenance software offers autonomic features like self-configuring of its hardware resources.

The context related data captured by sensors is collected through the Wi-microSystem that has an I-CubeX WimicroDig analogue to digital encoder as its main part. It is a configurable hardware device that encodes up to 8 analogue sensor signals to MIDI messages which are real-time wirelessly transmitted, through Bluetooth waves, to the Server Center for analysis and/or control purposes. The Bluetooth receiver located on the Blade computer is mapped as a Virtual Serial Port (VSP).

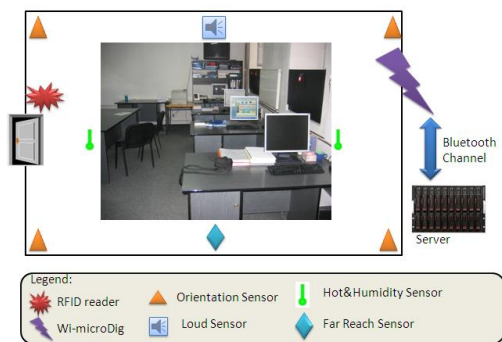


Figure 6: The DSRL infrastructure

In order to read/write to/from the VSP we used two sensor manufacture applications: (i) BlueMIDI which converts the Bluetooth waves received on the

VSP into MIDI messages and (ii) MIDI Yoke which creates pairs of input/output MIDI ports and associates the output MIDI port with the VSP. The MIDI message information is extracted using the Microsoft Windows API multimedia operations and published through web services (see figure 7).

The Context Model Administering Agent periodically evaluates the context information changes at a predefined time interval (we use 1 second time intervals for this purpose). If significant variations are detected, the context model artifacts are created or updated using the self-configuring algorithm presented in Section 3.4.

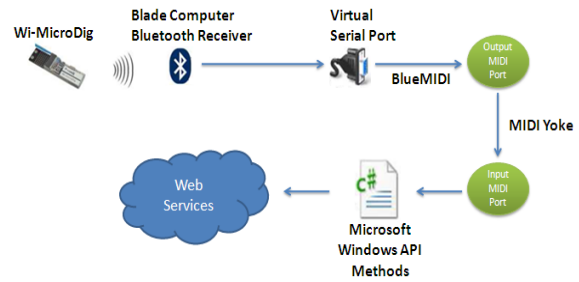


Figure 7: The context information data path form sensors to their attached web services

When the middleware is deployed and starts execution ($t=0$) there are no context model artefacts constructed, i.e. the \mathbf{R} , \mathbf{P} and \mathbf{A} sets of the context model are empty. After one second ($t=1$), when two students John and Mary enter the lab, the Context Model Administering Agent receives the updated context information from the Context Acquisition Layer and calculates the context elements variation $\Delta\mathbf{R}$, $\Delta\mathbf{P}$ and $\Delta\mathbf{A}$ as presented in Figure 8.

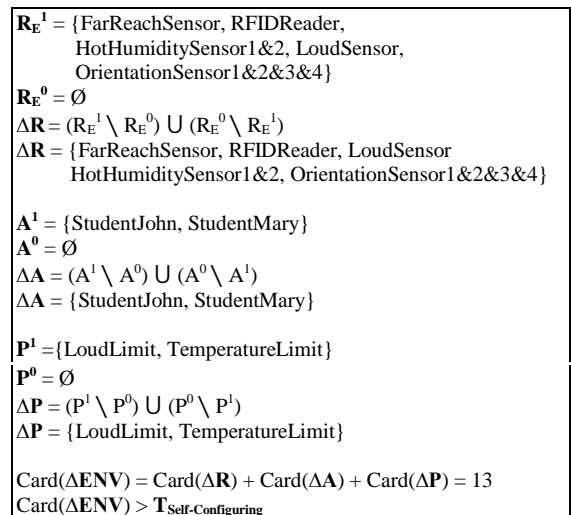


Figure 8: DSRL context variation at $t=1$

By default the self-configuring thresholds are set to the value 1: $T_{\text{Self-Conf}} = T_R = T_A = T_P = 1$. As a result of evaluating the context variation at $t=1$, the Context Model Administering Agent executes the self – configuring algorithm which adds new concepts/ populates the context model artefacts ontology. The new added concepts originate from the context elements set variations ΔR , ΔP and ΔA calculated in Figure 8.

$R_E^{61} = \{\text{FarReachSensor, RFIDReader, HotHumiditySensor1\&2, OrientationSensor2\&3}\}$ $R_E^{60} = \{\text{FarReachSensor, RFIDReader, LoudSensor HotHumiditySensor1\&2, OrientationSensor1\&2\&3\&4}\}$ $\Delta R = (R_E^{61} \setminus R_E^{60}) \cup (R_E^{60} \setminus R_E^{61})$ $\Delta R = \{\text{LoudSensor, OrientationSensor1\&4}\}$ $A^{61} = \{\text{StudentMary}\}$ $A^{60} = \{\text{StudentJohn, StudentMary}\}$ $\Delta A = (A^{61} \setminus A^{60}) \cup (A^{60} \setminus A^{61})$ $\Delta A = \{\text{StudentMary}\}$ $P^{61} = \{\text{LoudLimit, TemperatureLimit}\}$ $P^{60} = \{\text{LoudLimit, TemperatureLimit}\}$ $\Delta P = (P^{61} \setminus P^{60}) \cup (P^{60} \setminus P^{61})$ $\Delta P = \emptyset$ $\text{Card}(\Delta ENV) = \text{Card}(\Delta R) + \text{Card}(\Delta A) + \text{Card}(\Delta P) = 4$ $\text{Card}(\Delta ENV) > T_{\text{Self-Configuring}}$

Figure 9: CMAA agent evaluates the DSRL context variation at $t=61$

In order to test the middleware self-configuring capabilities we have considered that after 60 seconds the following context changes occurred: (i) student John leaves the laboratory, (ii) Orientation Sensor1 and OrientationSensor4 are disabled and (iii) LoudSensor is disabled.

The CMAA agent calculates the variation in the new context at $t = 61$ (Figure 9), executes the self-configuring algorithm and updates accordingly the context ontology.

5 CONCLUSIONS

This paper addresses the problem of managing the context information acquisition and representation processes in a reliable and fault tolerant manner. We define a self-configuring middleware that uses an agent based context management infrastructure to gather context information from sensors and generate a context ontology representation at run-time. The self-configuring property is enforced at the middleware level by monitoring the execution context in order to

detect context variations or conditions for which the ontology context artefacts must be updated / populated.

For the future development we intend to provide algorithms and generic formalisms for all four self-* autonomic paradigms in order to enhance the proposed middleware with context / self aware capabilities.

REFERENCES

- Anca Rarau, K. Pusztai, I.Salomie 2006. MultiFacet Item based Context-Aware Applications. In *International Journal of Computing and Information Sciences*.
- Irene Y.L. Chen, Stephen J.H. Yang, 2006. Ubiquitous Provision of Context Aware Web Services. In *IEEE International Conference on Services Computing*.
- Feruzan Ay, 2007. *Context Modeling and Reasoning using Ontologies*. University of Technology Berlin.
- Ki-Chul Lee, Jung-Hoon Kim 2007. Implementation of Ontology Based Context-Awareness Framework for Ubiquitous Environment. In *Int. Conference on Multimedia and Ubiquitous Engineering*.
- Paolo Bellavista, Antonio Corradi, Rebecca Montanari, 2006. Mobile Computing Middleware for Location and Context-Aware Internet Data Services. In *ACM Transactions on Internet Technology*, Vol. 6, No. 4.
- Damien Fournier, Sonia Ben Mokhtar 2006. Towards Ad hoc Contextual Services for Pervasive Computing. In *IEEE Middleware for Service Oriented Computing Melbourne, Australia*.
- George Spanoudakis, Khaled Mahbub 2007. A Platform for Context Aware Runtime Web Service Discovery. In *IEEE International Conference on Web Services*.
- Marcel Cremene, Michel Riveill, Christian Martel, 2007. Autonomic Adaptation based on Service-Context Adequacy Determination. In *Electronic Notes in Theoretical Computer Science*, Elsevier.
- Salomie I., Cioara T., Anghel I., Dinsoreanu M., 2008. RAP - A Basic Context Awareness Model. In *Proc. of 4th IEEE Int. Conf. on Intelligent Computer Communication and Processing*; ISBN: 978-1-4244-2673-7, pp. 315-318.
- DSRL, Distributed Systems Research Laboratory, Technical University of Cluj-Napoca. dsrl.coned.utcluj.ro
- Jade, Java Agent DEvelopment Framework. <http://jade.tilab.com>.
- IS Ltd., Infusion Systems Ltd. <http://www.infusionsystems.com>.
- Raphael M. Bahati, Michael A. Bauer, 2006. Using Policies to Drive Autonomic Management. In *Proc. of the Int. Symposium on a World of Wireless, Mobile and Multimedia Networks*.
- A. S. Rao, M. P. Georgeff, 1995. BDI Agents: from Theory to Practice. In *Tech. Rep. 56*, Australian Artificial Intelligence Institute, Melbourne, Australia.